

RP31 SERIES

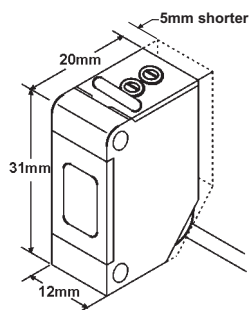
- Selection Guide.....A-01
- Application.....A-02
- Sensors Type.....A-03
- Options.....A-04...A-06
- Specifications.....A-07
- I/O Circuit And Wiring Diagrams.....A-08
- Sensing Characteristics(Typical)...A-09...A-10
- Precautions For Proper Use.....A-11
- Options Dimensions.....A-12...A-16





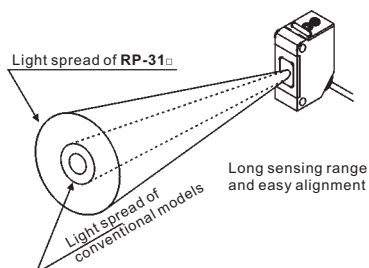
Compact Size

Depth is only 20mm.
The depth is 5mm shorter
compared to conventional
models.



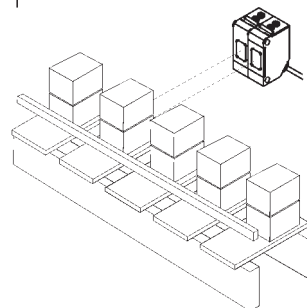
Easy Alignment

Alignment is easy for the
thru-beam sensor as an emitted
light spreads. In addition, the
retroreflective sensor allows
easy alignment with a visiblered
LED light source.



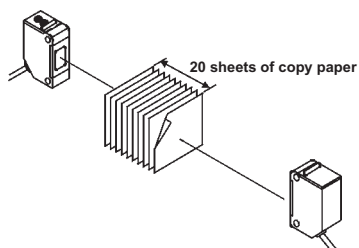
Close Mounting of Two Sensors

RP31 Series Automatic
crosstalk prevention function .
Two units of sensors can be
mounted closely.



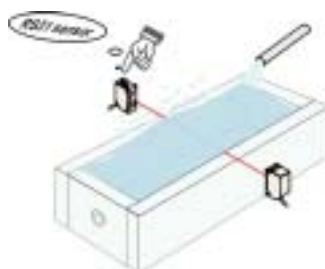
Strong Light Beam

RP-31T □ Offers a strong
light beam potential which
passes through 20 sheets of
copier papers. For easy
maintenance, the sensor is an
infrared LED light source
strong against dust and dirt.



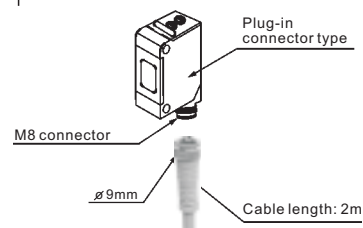
Waterproof

Achieves Ip67. The sensor may be
washed by water together with the
machine. The mounting bracket is
non-corrosive as it is made of stain-
less steel material.



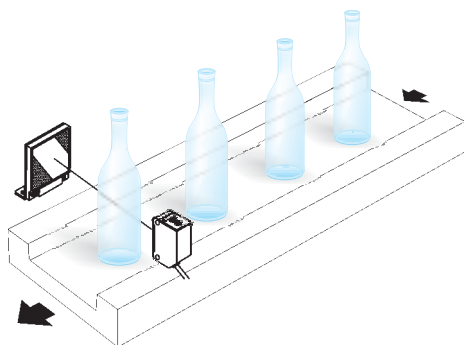
Plug-in Connector Type Is Available

Plug-in Connector type sensor,
which can be easily
disconnected for replacement,
is available. In case a
problem occurs anyone can
replace the sensor in a minute.



- **RP31-L1000** ☐ Detects transparent objects reliably because of its unique optical system and electronic circuit.

• Pass sensing of pet bottles



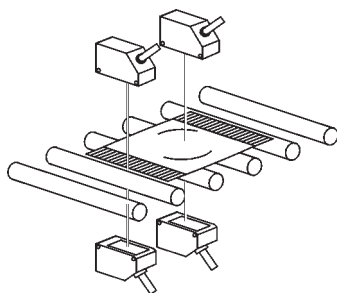
Detectable transparent objects

Reflector setting range: 300 to 500mm

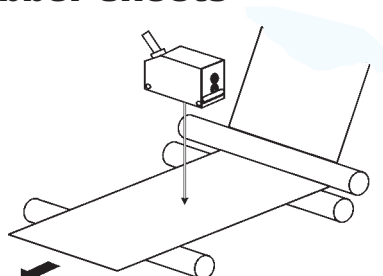
[by using a **RE-6152** Reflector at optimum condition. *1]

*1: When the passing position of the sensing object places at the center of the sensor and reflector. The optimum state is the condition that the sensitivity is set at the limit level where a stable operation indicator just starts to turn on.

• Content check inside paper pouches



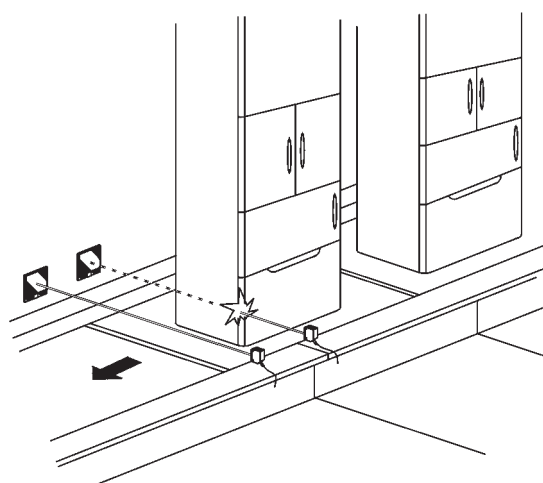
• Presence sensing of rubber sheets










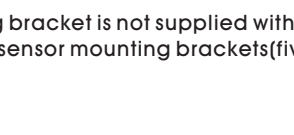



ℓ : Length, t : Thickness

SENSING OBJECT	THE SIZE OF A SENSING OBJECT		
Glass boards	\square 50mm	$t=1.0\text{mm}$	
Cylindrical glasses	\varnothing 50mm	$\ell=50\text{mm}$	$t=2.0\text{mm}$
	\varnothing 100mm	$\ell=50\text{mm}$	$t=2.3\text{mm}$
Acrylic boards	\square 50mm	$t=1.5\text{mm}$	
Styrols(floppy cases)	\square 50mm	$t=1.2\text{mm}$	
Food wrapping films	\square 50mm	$t=10\mu\text{m}$	
Cigarette case films	\square 50mm	$t=20\mu\text{m}$	
Venyl sacks	\square 50mm	$t=30\mu\text{m}$	
Pet bottles	\varnothing 55mm		
	\varnothing 70mm		
Glass bins	\varnothing 65mm		

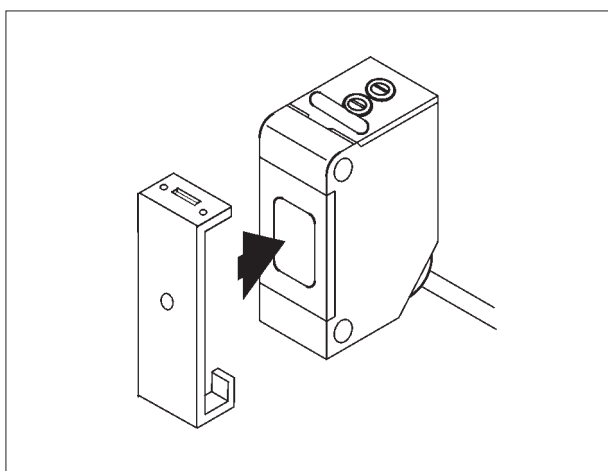
• Detection of specular goods



Type	Appearance	Sensing range	Emitting element	Output type	Part Number
CABLE TYPE	Thru beam 	10m	Infrared LED	NPN	RP31-T010MN-EY9C2L2 (Emitter)
		5m		PNP	RP31-T010MP-EY9C2L2 (Emitter)
	Retro reflective 	0.1 to 3m		NPN	RP31-T010MN-CY9C3U2 (Receiver)
		50 to 1000mm		PNP	RP31-T010MP-CY9C3U2 (Receiver)
	Diffuse reflective 	800mm		NPN	RP31-T5000N-EY9C2L2 (Emitter)
		300mm		PNP	RP31-T5000P-EY9C2L2 (Emitter)
	Thru beam 	10m	Infrared LED	NPN	RP31-T010MN-EY9P4LP (Emitter)
		5m		PNP	RP31-T010MP-EY9P4LP (Emitter)
	Retro reflective 	0.1 to 3m		NPN	RP31-T010MN-CY9P4UP (Receiver)
		50 to 1000mm		PNP	RP31-T010MP-CY9P4UP (Receiver)
	Diffuse reflective 	800mm		NPN	RP31-T5000N-EY9P4LP (Emitter)
		300mm		PNP	RP31-T5000P-EY9P4LP (Emitter)
PIG TAIL TYPE	Thru beam 	10m	Infrared LED	NPN	RP31-L3000N-CY6Q4UP-PF
		5m		PNP	RP31-L3000P-CY6Q4UP-PF
	Retro reflective 	0.1 to 3m		NPN	RP31-S1000N-CY9C3U2
		50 to 1000mm		PNP	RP31-S1000P-CY9C3U2
	Diffuse reflective 	800mm		NPN	RP31-D0800N-CY9C3U2
		300mm		PNP	RP31-D0800P-CY9C3U2
M8 CONNECTOR TYPE	Thru beam 	10m	Infrared LED	NPN	RP31-T010MN-EY9Q4LP (Emitter)
		5m		PNP	RP31-T010MP-EY9Q4LP (Emitter)
	Retro reflective 	0.1 to 3m		NPN	RP31-T010MN-CY9Q4UP (Receiver)
		50 to 1000mm		PNP	RP31-T010MP-CY9Q4UP (Receiver)
	Diffuse reflective 	800mm		NPN	RP31-T5000N-EY9Q4LP (Emitter)
		300mm		PNP	RP31-T5000P-EY9Q4LP (Emitter)
M8 CONNECTOR TYPE	Thru beam 	10m	Infrared LED	NPN	RP31-T010MN-EY9Q4LP (Emitter)
		5m		PNP	RP31-T010MP-EY9Q4LP (Emitter)
	Retro reflective 	0.1 to 3m		NPN	RP31-T010MN-CY9Q4UP (Receiver)
		50 to 1000mm		PNP	RP31-T010MP-CY9Q4UP (Receiver)
	Diffuse reflective 	800mm		NPN	RP31-T5000N-EY9Q4LP (Emitter)
		300mm		PNP	RP31-T5000P-EY9Q4LP (Emitter)
M8 CONNECTOR TYPE	Thru beam 	10m	Infrared LED	NPN	RP31-L3000N-CY6Q4UP-PF
		5m		PNP	RP31-L3000P-CY6Q4UP-PF
	Retro reflective 	0.1 to 3m		NPN	RP31-S1000N-CY9Q4UP
		50 to 1000mm		PNP	RP31-S1000P-CY9Q4UP
	Diffuse reflective 	800mm		NPN	RP31-D0800N-CY9Q4UP
		300mm		PNP	RP31-D0800P-CY9Q4UP

NOTE: Mounting bracket is not supplied with the sensor. Please select from the range of optional sensor mounting brackets (five types).

Round slit mask . (For thru-beam type sensor only)



- Fitted on the front face of the sensor with one touch.

OS-RP31-05

Slit size: Ø 0.5mm

Slit on one side

Sensing range: 400mm [RP31-T010MN(p)-CY9C3U2]

300mm [RP31-T5000N(p)-CY9C3U2]

Min.Sensing object: Ø 12mm

Slit on both side

Sensing range: 20mm [RP31-T010MN(p)-CY9C3U2]

[RP31-T5000N(p)-CY9C3U2]

Min.Sensing object: Ø 0.5mm

OS-RP31-1

Slit size: Ø 1mm

Slit on one side

Sensing range: 900mm [RP31-T010MN(p)-CY9C3U2]

600mm [RP31-T5000N(p)-CY9C3U2]

Min.Sensing object: Ø 12mm

Slit on both side

Sensing range: 100mm [RP31-T010MN(p)-CY9C3U2]

[RP31-T5000N(p)-CY9C3U2]

Min.Sensing object: Ø 1mm

OS-RP31-2

Slit size: Ø 2mm

Slit on one side

Sensing range: 2000mm [RP31-T010MN(p)-CY9C3U2]

1500mm [RP31-T5000N(p)-CY9C3U2]

Min.Sensing object: Ø 12mm

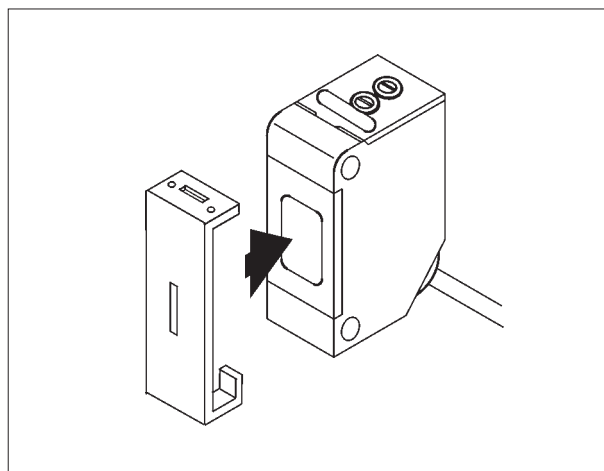
Slit on both side

Sensing range: 400mm [RP31-T010MN(p)-CY9C3U2]

[RP31-T5000N(p)-CY9C3U2]

Min.Sensing object: Ø 2mm

Rectangular slit mask . (For thru-beam type sensor only)



- Fitted on the front face of the sensor with one touch.

OS-RP31-05x6

Slit size: Ø 0.5x6mm

Slit on one side

Sensing range: 2000mm [RP31-T010MN(p)-CY9C3U2]

1200mm [RP31-T5000N(p)-CY9C3U2]

Min.Sensing object: Ø 12mm

Slit on both side

Sensing range: 400mm [RP31-T010MN(p)-CY9C3U2]

[RP31-T5000N(p)-CY9C3U2]

Min.Sensing object: Ø 0.5x6mm

OS-RP31-1x6

Slit size: Ø 1x6mm

Slit on one side

Sensing range: 3000mm [RP31-T010MN(p)-CY9C3U2]

2000mm [RP31-T5000N(p)-CY9C3U2]

Min.Sensing object: Ø 12mm

Slit on both side

Sensing range: 1000mm [RP31-T010MN(p)-CY9C3U2]

[RP31-T5000N(p)-CY9C3U2]

Min.Sensing object: Ø 1x6mm

OS-RP31-2x6

Slit size: Ø 2x6mm

Slit on one side

Sensing range: 5000mm [RP31-T010MN(p)-CY9C3U2]

3000mm [RP31-T5000N(p)-CY9C3U2]

Min.Sensing object: Ø 12mm

Slit on both side

Sensing range: 2000mm [RP31-T010MN(p)-CY9C3U2]

[RP31-T5000N(p)-CY9C3U2]

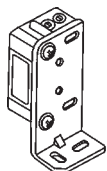
Min.Sensing object: Ø 2x6mm

OPTIONS - Mounting bracket
- Mounting stand

Sensor mounting bracket

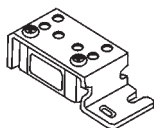
MS-RP31-1

Two M3 (length 12mm) screws with washers are attached.



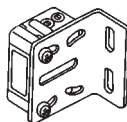
MS-RP31-2

Two M3 (length 12mm) screws with washers are attached.



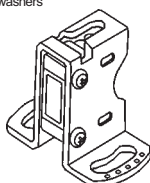
MS-RP31-3

Two M3 (length 12mm) screws with washers are attached.



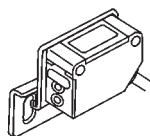
MS-RP31-4

Two M3 (length 14mm) screws with washers are attached.



MS-RP31-5

Two M3 (length 12mm) screws with washers are attached.



MS-RP31-1

Description

Foot angled mounting bracket

It can also be used for mounting RE-6152.

(The thru-beam type sensor needs two brackets.)

MS-RP31-2

Description

Foot biangled mounting bracket

Flat mounting saves height.

It can also be used for mounting RE-6152.

(The thru-beam type sensor needs two brackets.)

MS-RP31-3

Description

Protective mounting bracket

It protects the sensor from damage and maintains alignment.

(The thru-beam type sensor needs two brackets.)

MS-RP31-4

Description

Back biangled mounting bracket

Suitable for sensing from bottom of conveyors, etc.

(The thru-beam type sensor needs two brackets.)

MS-RP31-5

Description

Back angled mounting bracket

(The thru-beam type sensor needs two brackets.)

MS-RP-B

Description

Basic assembly

MS-RP-L

Description

Lateral arm assembly

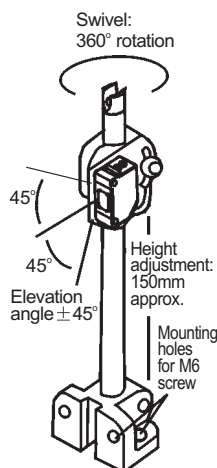
MS-RP-R

Description

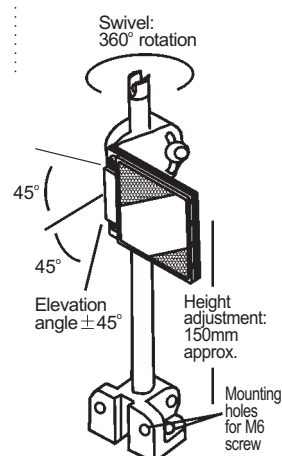
Assembly for reflector

Universal sensor mounting stand

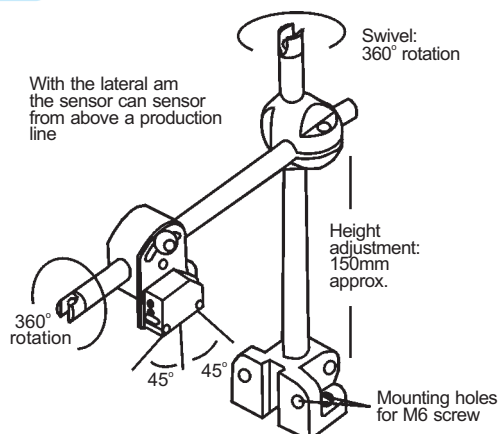
MS-RP-B



MS-RP-L



MS-RP-R



RP31 SERIES

PHOTOELECTRIC

OPTIONS - Sensors Reflector and Protective tube

Reflector For retroreflective sensor only

RE-6152



RE-6041



RE-D63



RE-D31



RE-822



RE-Q52



PT-RP500

Description

Length: 500mm

Cable is protected from external forces.

It does not rust as it is made of stainless steel.

PT-RP1000

Description

Length: 1000mm

Cable is protected from external forces.

It does not rust as it is made of stainless steel.

RE-6152

Description

Sensing range : 3m[RP31-L3000]

RE-6041

Description

Sensing range : 2.8m[RP31-L3000]

RE-D63

Description

Sensing range : 2.3m[RP31-L3000]

RE-D31

Description

Sensing range : 0.7m[RP31-L3000]

RE-822

Description

Sensing range : 1m[RP31-L3000]

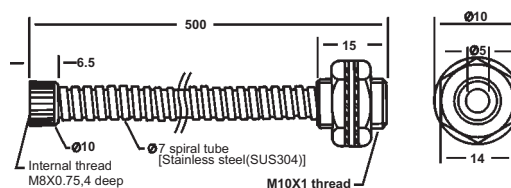
RE-Q52

Description

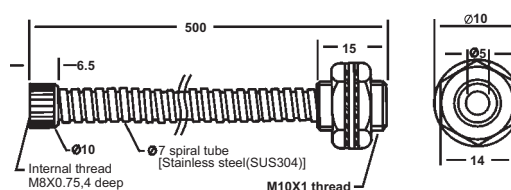
Sensing range : 2.5m[RP31-L3000]

Protective tube

PT-RP500



PT-RP1000



PHOTOELECTRIC

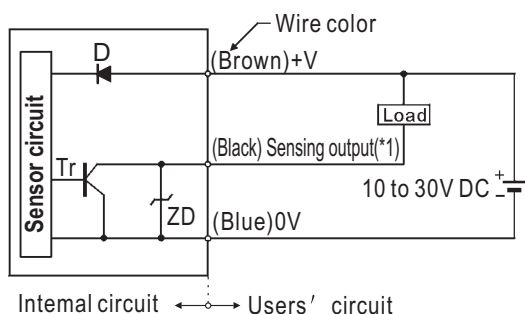
SPECIFICATIONS

RP31 SERIES

Item	Model No.	Type	Thru-beam		Retroreflective		Diffuse reflective	
				Narrow beam	with polarizing filters	For transparent object sensing	Long sensing range	Short sensing range
		NPN output type	RP31-T010MN*	RP31-T5000N*	RP31-L3000N*	RP31-S1000N*	RP31-D0800N*	RP31-D0300N*
		PNP output type	RP31-T010MP*	RP31-T5000P*	RP31-L3000P*	RP31-S1000P*	RP31-D0800P*	RP31-D0300P*
Sensing range			10m	5m	0.1 to 3m	50 to 1,000 mm	800mm	300mm
Sensing object			Ø 12mm or more opaque object		Ø 50mm or more opaque, translucent or specular object	Ø 50mm or more opaque, translucent or specular object	Opaque, translucent or transparent object	
Hysteresis								15% or less of operation distance
Repeatability			0.5mm or less	0.05mm or less	0.5mm or less		1mm or less	
Supply voltage			10 to 30V DC		Ripple P-P 10% or less			
Current Consumption			Emitter: 30mA or less Receiver: 30mA or less		30mA or less		30mA or less	
Sensing output			NPN open-collector transistor <ul style="list-style-type: none">• Maximum sink Current : 100mA• Applied voltage : 30V DC or less (between sensing output and 0V)• Residual voltage : 1.5V or less (at 100mA sink current)					PNP open-collector transistor <ul style="list-style-type: none">• Maximum sink Current : 100mA• Applied voltage : 30V DC or less (between sensing output and +V)• Residual voltage : 1.5V or less (at 100mA sink current)
	Utilization category		DC-12 or DC-13					
	Output operation		Switchable either Light-ON or Dark-ON					
	Short-circuit protection		Incorporated					
Response time			1ms or less					
Operation indicator			Red LED (lights up when the sensing output is ON)					
Stability indicator			Green LED (lights up under stable light received condition or stable dark condition)					
Power indicator			Red LED (lights up when the power is ON)					
Sensitivity adjuster			Continuously variable adjuster					
Automatic interference prevention function					Incorporated (Two units of sensors can be mounted closely.)			Incorporated (Two units of sensors can be mounted closely.)
Environmental resistance	Pollution degree		3 (Industrial environment)					
	Protection		IP67(IEC)					
	Ambient temperature		-25 to +55°C (No dew condensation or icing allowed), Storage:-30 to +70 C					
	Ambient humidity		35 to 85% RH, Storage: 35 to 85% RH					
	Ambient illuminance		Sunlight: 11,000lx at the light-receiving face, Incandescent light: 3000 lx at the light-receiving face					
	EMC		IEC 60947-5-2, Parts 7.2.6.1.2.3 or RFI>3V/m(in 30-1000MHZ), EFT>1KV, ESD>4KV(contact)					
	Voltage withstandability		1,000V AC for one min. Between all supply terminals connected together and enclosure					
	Insulation resistance		20M Ω ,or more, with 250V DC megger between all supply terminals connected together and enclosure					
	Vibration resistance		IEC 60947-5-2, Part 7.4.2 or 10-55HZ, 1.0mm amplitude In X, Y and Z directions for 30 min					
	Shock resistance		IEC 60947-5-2, Part 7.4.1 or 30g,11ms in X,Y and Z directions for six times each					
Emitting element			Infrared LED (modulated)		Red LED (modulated)	Infrared LED (modulated)		
Material			Enclosure: Polycarbonate , Lens: Polycarbonate , Indicator cover: Polycarbonate, Front cover: Polycarbonate					
Cable			0.2mm 3-core (thru-beam type emitter: 2-core) oil resistant cabtyre cable, 2m long					
Cable extension			Extension up to total 100m is possible with 0.3mm ² ,or more, cable(thru-beam type: both emitter and receiver).					
Pigtail type			M8 pico 4pin+6" . cable					
Connection type			M8 pico 4pin					
Weight			50g approx.					
Accessories			Adjusting screwdriver: 1 NO.		RE-6152(Reflector):1 NO. Adjusting screwdriver:1 No.		Adjusting screwdriver: 1 NO.	

NPN output type

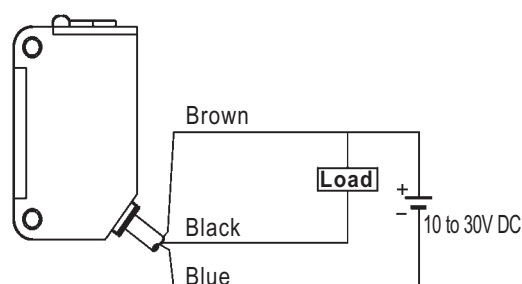
1. I/O circuit diagram



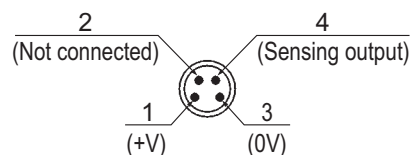
(*1): The sensing output is not equipped with the emitter of the thru-beam sensor.

Symbol...D: Reverse polarity protection diode
ZD: Surge absorption zener diode
Tr: NPN output transistor

2. Wiring diagram

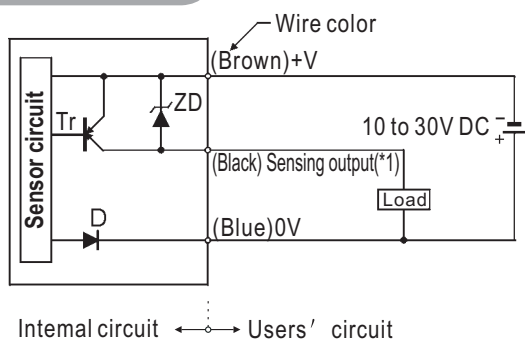


3. Connector pin position (Plug-in connector type)



PNP output type

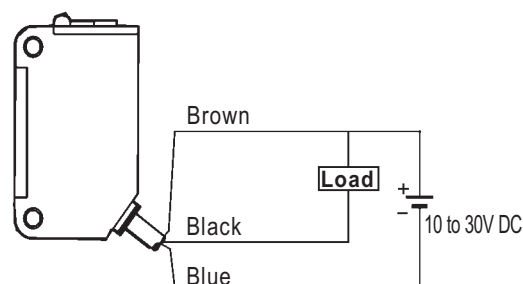
1. I/O circuit diagram



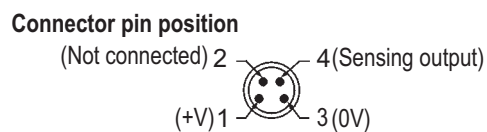
(*1): The sensing output is not equipped with the emitter of the thru-beam sensor.

Symbol...D: Reverse polarity protection diode
ZD: Surge absorption zener diode
Tr: PNP output transistor

2. Wiring diagram

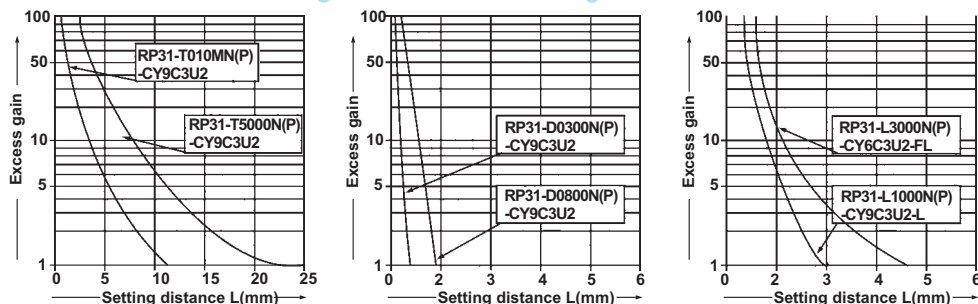


3. Connector pin position (Plug-in connector type)

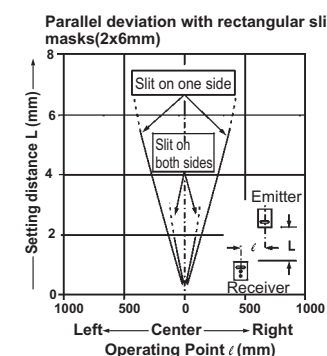
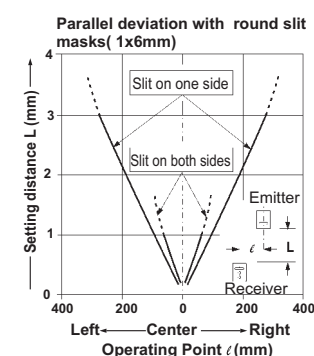
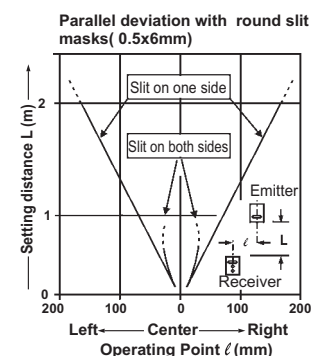
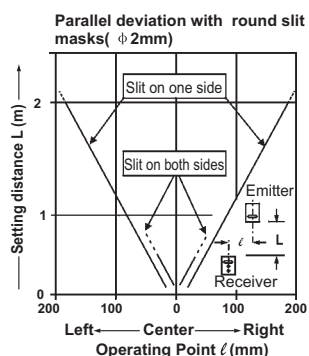
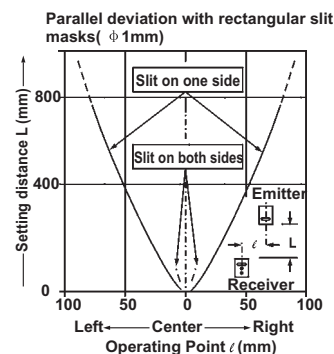
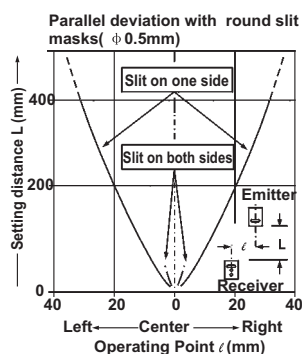
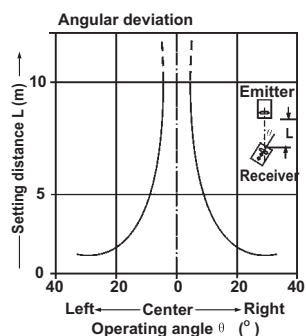
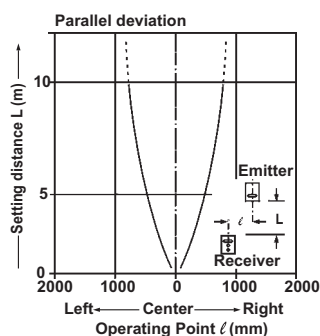


All models

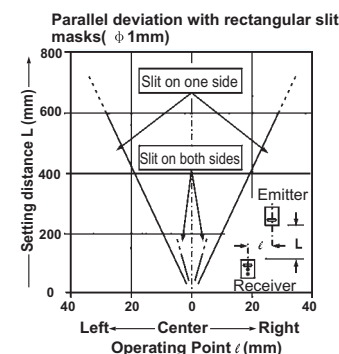
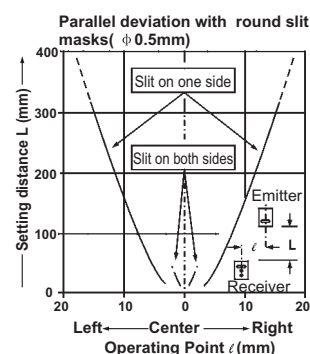
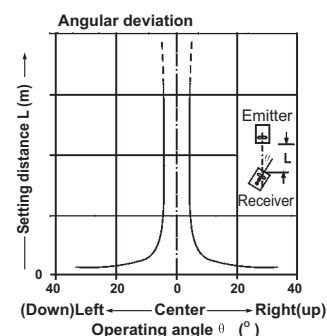
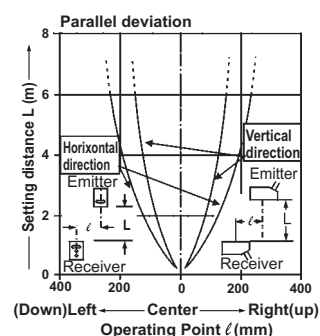
Correlation between setting distance and excess gain



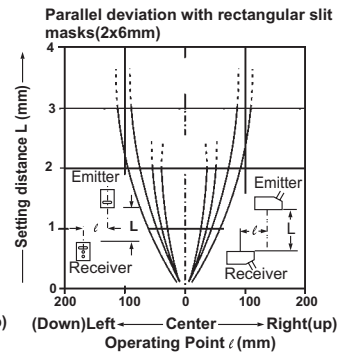
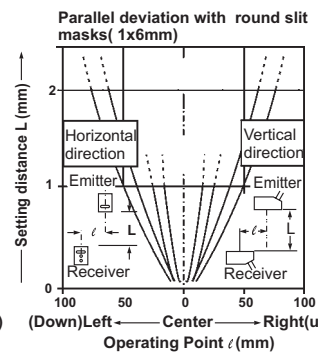
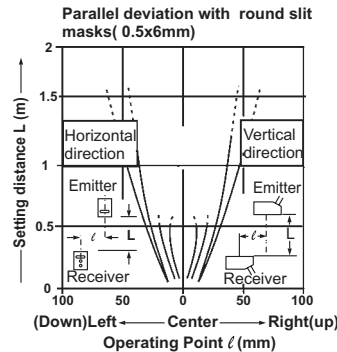
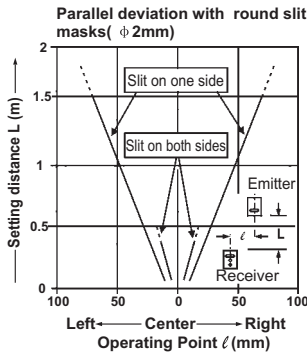
RP31-T010MN* RP31-T010MP*



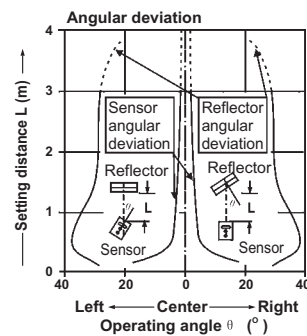
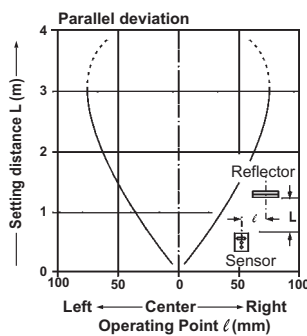
RP31-T5000N* RP31-T5000P*



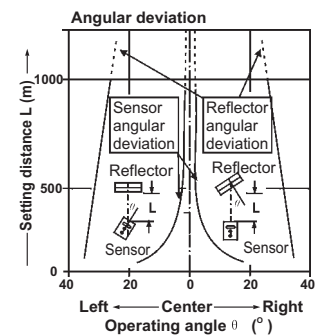
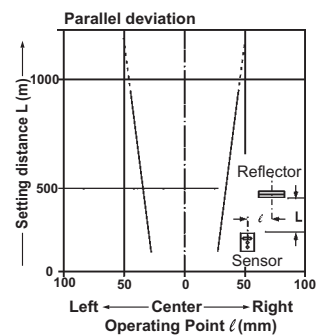
RP31-T5000N* RP31-T5000P*



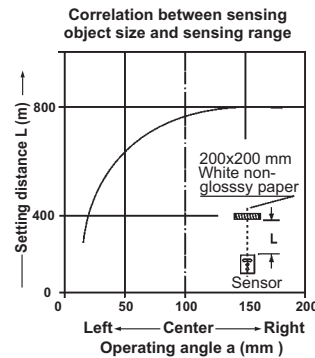
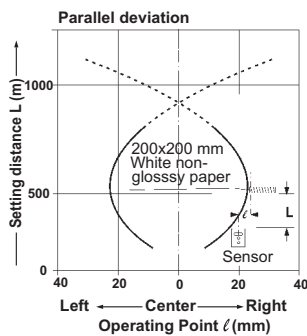
RP31-L3000N* RP31-L3000P*



RP31-S1000N* RP31-S1000P*

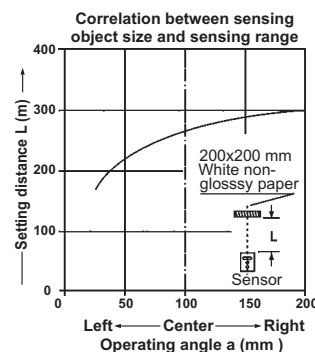
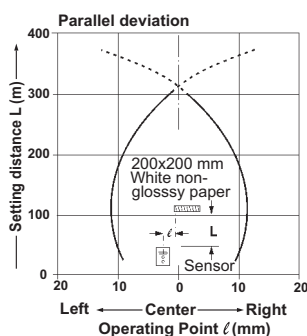


RP31-D0800N* RP31-D0800P*



- As the sensing object size becomes smaller than the standard size(white non-glossy paper 200x200mm), the sensing range shortens, as shown in the left graph.
- (For plotting the left graph, the sensitivity has been set such that a 200x200mm white non-glossy paper is just detectable at a distance of 800mm).

RP31-D0300N* RP31-D0300P*



- As the sensing object size becomes smaller than the standard size(white non-glossy paper 200x200mm), the sensing range shortens, as shown in the left graph.
- (For plotting the left graph, the sensitivity has been set such that a 200x200mm white non-glossy paper is just detectable at a distance of 300mm).

PHOTOELECTRIC

PRECAUTIONS FOR PROPER USE

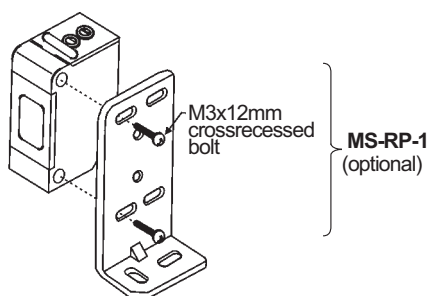
RP31 SERIES



This product is not a safety sensor. Its use is not intended or designed to protect life and prevent body injury or property damage from dangerous parts of machinery. It is a normal object detection sensor.

Mounting

- Tightening torque must not exceed $0.5\text{N} \cdot \text{m}$ (5.1kgf · cm).



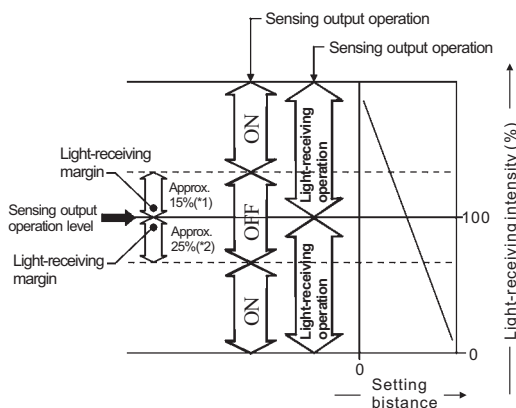
Operation mode selection switch

	Light-ON mode is obtained when the switch is turned fully counterclockwise.
	Dark-ON mode is obtained when the switch is turned fully clockwise.

Stable operation indicator

The stable operation indicator (green) turns on when the light-receiving intensity of the signal light is sufficient against the operation level.

If the light-receiving level where the stable operation indicator turns on, the sensor can detect stable without affecting the temperature and the voltage change at the Light-ON and the Dark-ON operation.



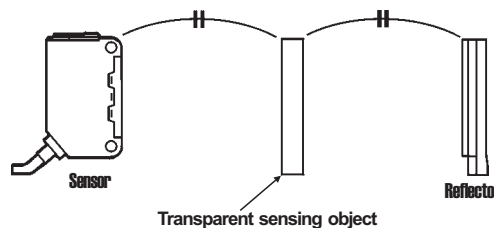
	"Light" state		"Dark" state	
Thru-beam	Emitter	Receiver	Emitter	Receiver
Retroreflective	Sensor	Reflector	Sensor	Reflector
	Sensor	Reflector	Sensor	Reflector
	Sensor	Reflector	Sensor	Reflector
Diffuse reflective	Sensor	Sensing object	Sensor	Sensing object

Wiring

- Power supply should be turned off before wiring. Verify voltage fluctuation so that it should not exceed the rated value. When using a switching regulator for the power supply readily available in the market, always ground the frame ground (F.G.) Terminal. When using an equipment which generates the noises (switching regulator or inverter motor, etc.) Near the sensor, ground the frame ground (F.G.) Terminal of the equipment. Do not run sensor cables high-voltage lines or power lines, nor put them together in the same raceway. Doing so may cause malfunctions due to inductive interference.

- Retroreflective type sensor for sensing transparent objects

Optimum sensing is possible when the position of the transparent sensing object is set at the center of the sensor and the reflector. If the sensing position is set near the sensor or the reflector, the sensing may be unstable. In this case, set the sensing position at the center of the sensor and the reflector.



- When the sensor detects an uneven plastic receptacle or glass bin, the received light intensity may differ with the sensing position or direction. Adjust the sensitivity after confirming the stable sensing condition by turning the sensing object, etc.
- If the object is a transparent cylinder, feed it in a position as shown in Figure A. The sensor may fail to detect an object fed in a position as shown in Figure B.

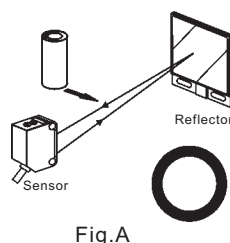


Fig.A

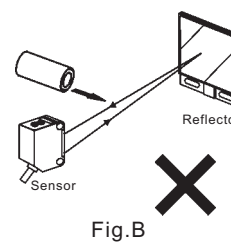


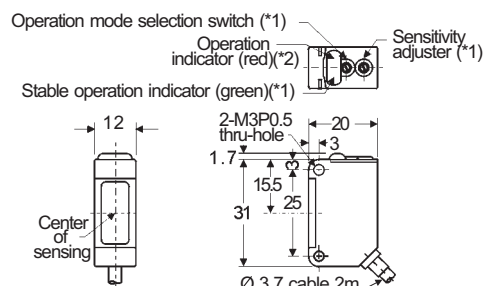
Fig.B

Sensor type



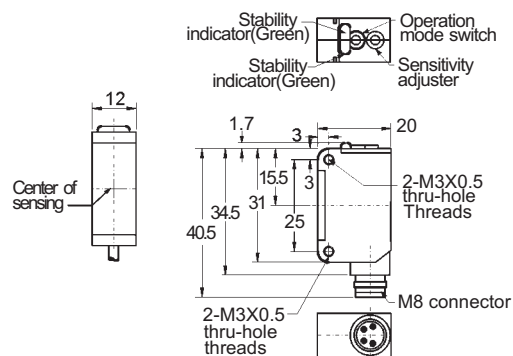
DIMENSIONS(Unit: mm)

1. RP31 Cable type



(*1) : Not equipped with the emitter of the thru-deam sensor.
(*2) : It is the power indicator (red) for the emitter of the thru-deam sensor.

2. RP31 Connector type

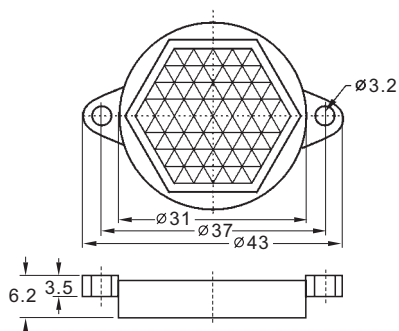


Reflecor

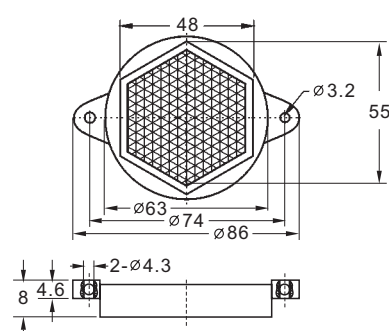


DIMENSIONS(Unit: mm)

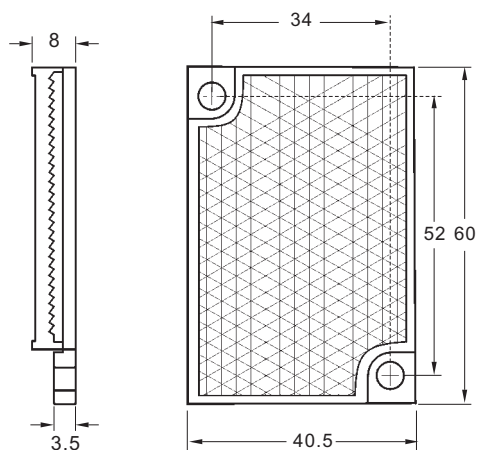
1. RE-D31



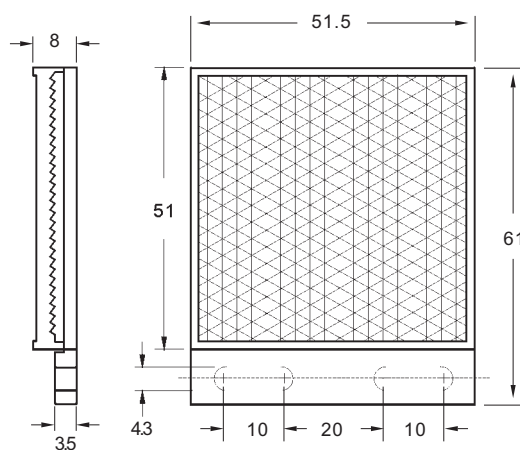
2. RE-D63



3. RE-6041



4. RE-6152

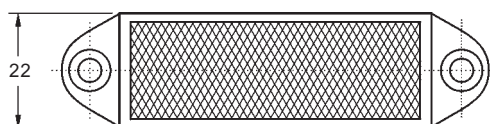


RE-8222

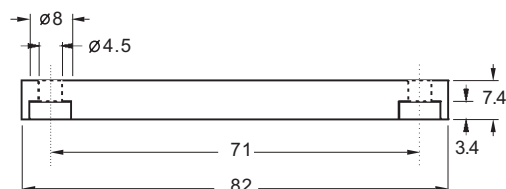


Assembly dimensions

1.



2.

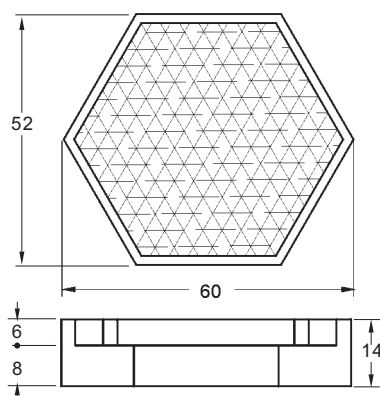


RE-Q52

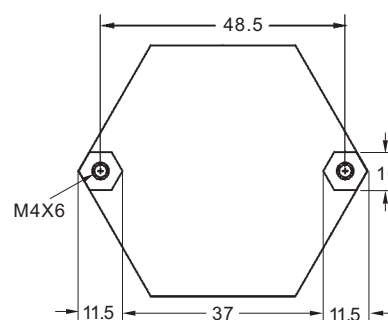


Assembly dimensions

1.



2.

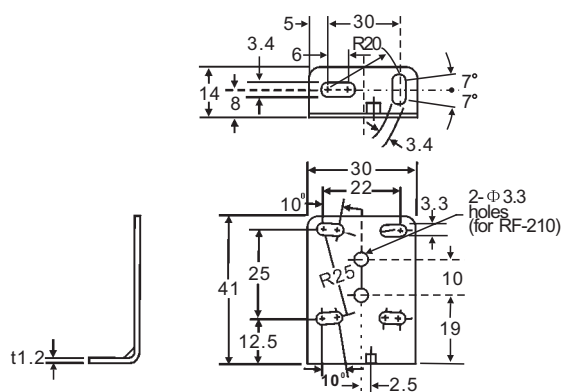


MS-RP31-1



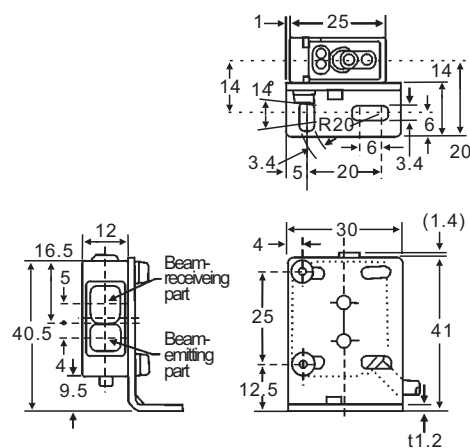
Assembly dimensions

1.



Material:Stainless steel(SUS30).Two M3(length 12mm) screws with washers are attached.

2.

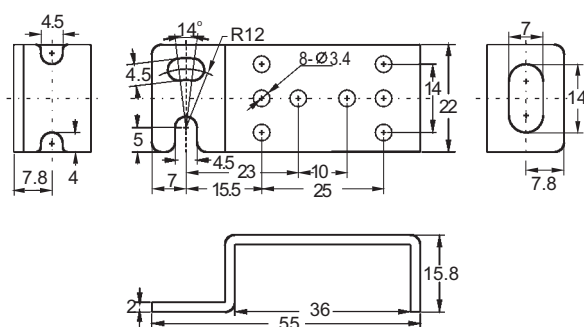


MS-RP31-2



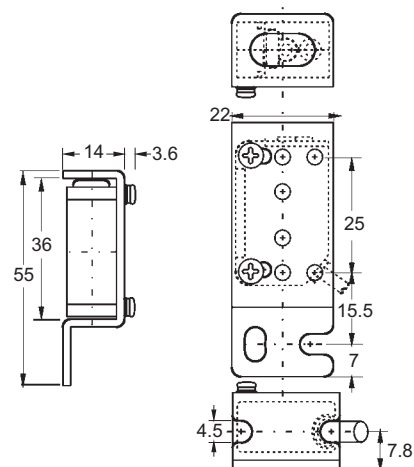
Assembly dimensions

1.



Material: Stainless steel(SUS304). Two M3 (length 12mm) screws with washers are attached.

2.

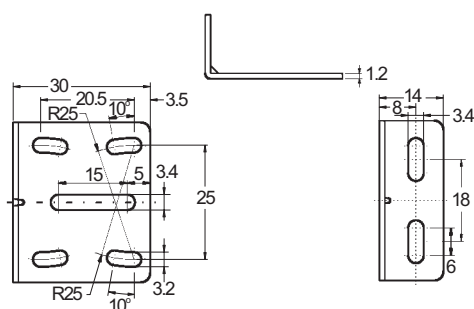


MS-RP31-3



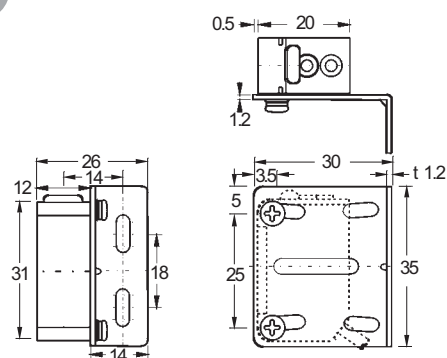
Assembly dimensions

1.



Material: Stainless steel(SUS304). Two M3 (length 12mm) screws with washers are attached.

2.

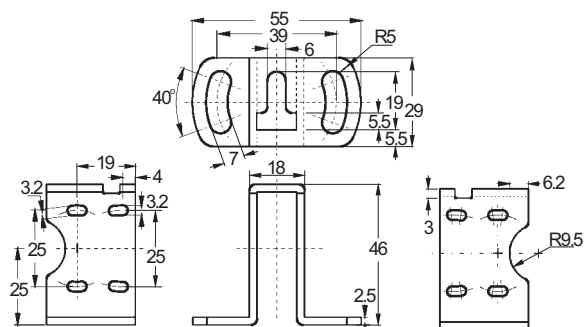


MS-RP31-4



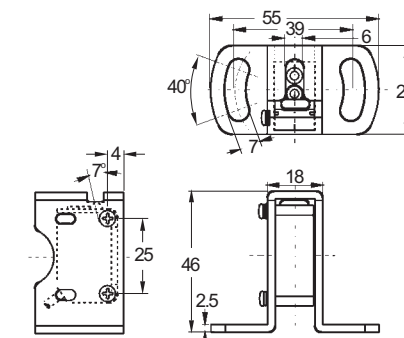
Assembly dimensions

1.



Material: Stainless steel(SUS304). Two M3 (length 14mm) screws with washers are attached.

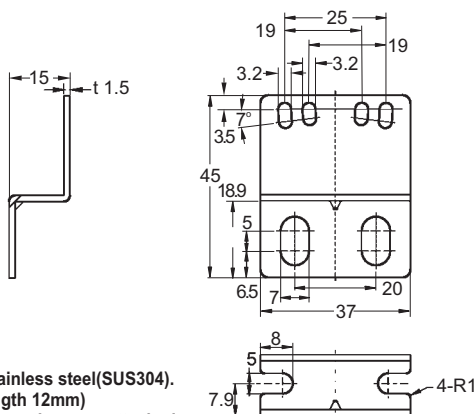
2.



MS-RP31-5

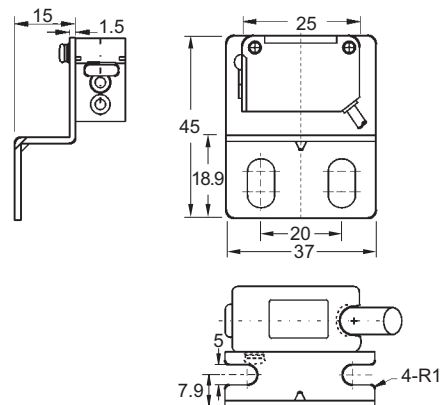
Assembly dimensions

1.



Material: Stainless steel(SUS304).
Two M3 (length 12mm)
screws with washers are attached.

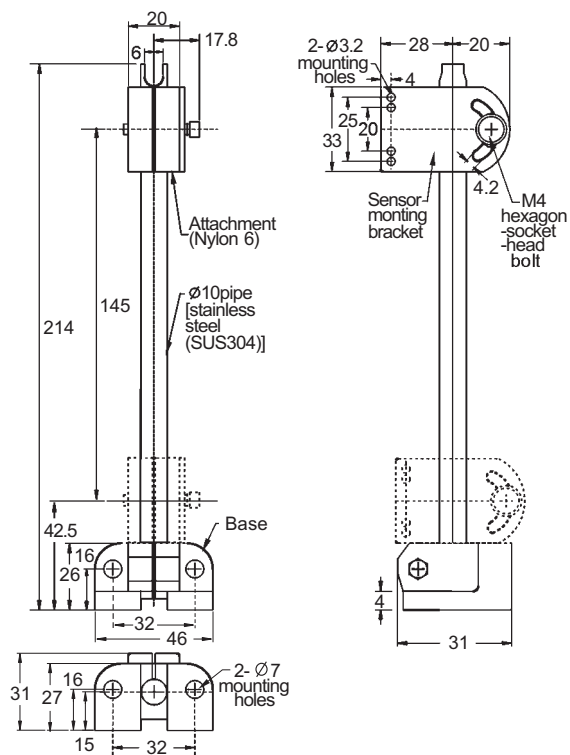
2.



MS-RP-B

Assembly dimensions

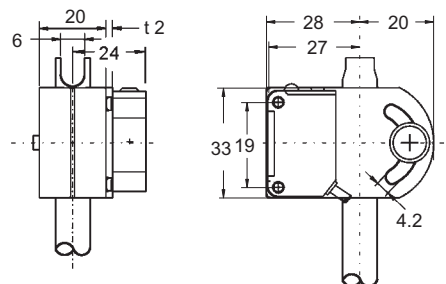
1.



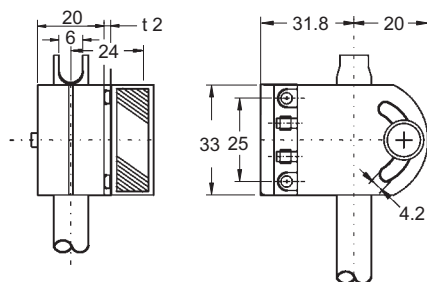
Two M3 (length 14mm) screws with washers,
two M3 (length 16mm) screws with washers,
two M3 (length 18mm) screws with washers.
Note: The dimensions in the brackets indicate the adjustable range of the movable part.

2.

Assembly dimensions with RP31 series (Mounting part only)



Assembly dimensions with RF-210-RP31(Reflector) (Mounting part only)

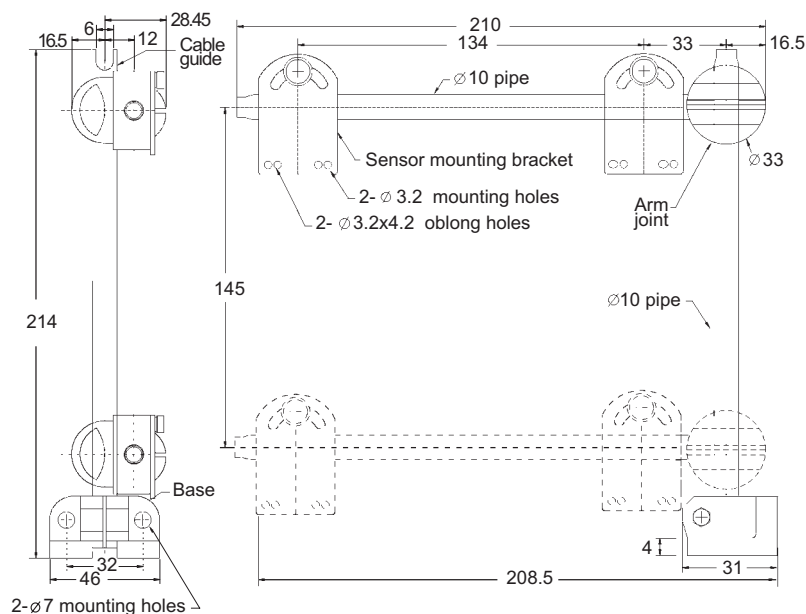


MS-RPL



Assembly dimensions

1.



Notes:

- (1) The dimensions in the brackets indicate the adjustable range of the movable part.
- (2) Refer to MS-RP-B (basic assembly) for the assembled diagram with the base, sensor mounting bracket, sensor or reflector.

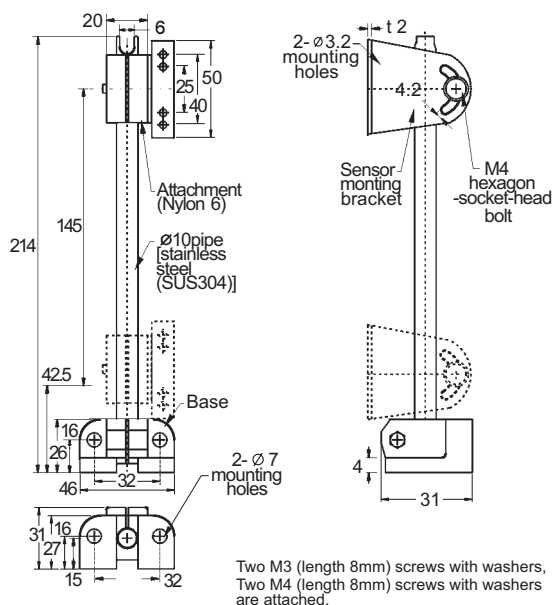
Two M3 (length 14mm) screws with washers,
Two M3 (length 16mm) screws with washers,
Two M3 (length 18mm) screws with washers.

MS-RP-R



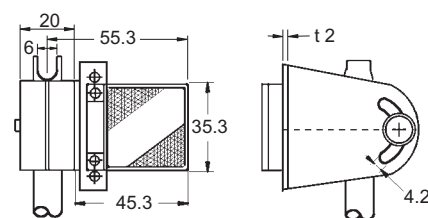
Assembly dimensions

2.



Note: The dimensions in the brackets indicate the adjustable range of the movable part.

Assembly dimensions with RF-220-RP31(Reflector) (Mounting part only)



Assembly dimensions with RF-230-RP31(Reflector) (Mounting part only)

